

# Navigating Cross-Systems Data on Youth Homelessness: Strategies for Success

National Center for Homeless Education  
U.S. Department of Housing and Urban Development  
U.S. Interagency Council on Homelessness

November 4, 2019 (3:15pm-4:30pm)  
31<sup>st</sup> Annual NAEHCY Conference





# *Home, Together:* Our Shared National Goals

- Ending homelessness among **Veterans**
- Ending chronic homelessness among **people with disabilities**
- Ending homelessness among **families with children**
- Ending homelessness among **unaccompanied youth**
- Ending homelessness among **all other individuals**





# Areas of Increased Focus

- Increasing **Affordable Housing** Opportunities
- Strengthening **Prevention and Diversion** Practices
- Creating Solutions for **Unsheltered** Homelessness
- Tailoring Strategies for **Rural** Communities
- Helping People Who Exit Homelessness to Find **Employment** Success
- Learning from the Expertise of People with **Lived Experience**



# Structure for *Home, Together*

## **Operational definition:**

Comprehensive response that ensures homelessness is prevented whenever possible, or if it can't be prevented, it is a **rare, brief, and one-time experience.**

## **Criteria and benchmarks:**

Essential elements of **comprehensive systems** and the **outcomes those systems must be able to achieve.**

**Rare,  
Brief &  
One-Time**



# Rare, Brief and One-Time: Essential Elements

## Criteria

- Identify all unaccompanied youth experiencing homelessness
- Prevention and diversion strategies; immediate access to low-barrier crisis housing and services
- Coordinated entry processes
- Act with urgency
- Continue to prevent and quickly end future experiences of homelessness

## Benchmarks

- Few youth experiencing homelessness at any given time
- Swiftly connected to safe and stable housing opportunities and permanent housing options

**Core Outcomes:** stable housing, permanent connections, education and employment, and overall well-being.



# *Home, Together:* The Role of Education

- Strengthen the collection, reporting, and utilization of **essential data sources** (*Strategy 1.1.b*)
- Increase community capacity and state-level coordination to effectively **identify, target, and connect at-risk individuals and families** to local resources and opportunities that contribute to and strengthen housing stability (*Strategy 1.2.c*)



## *Home, Together: The Role of Education cont'd*

- Encourage increased use of health, behavioral health, TANF, workforce, **early childhood education, K-12 and higher education supports**, and child welfare programs (*Strategy 2.4.c*)
- Support communities to **increase access to and retention within** high-quality education programs (*Strategy 3.1.e*)
- Strengthen **coordination between early childhood, education, housing, employment, and homelessness services** providers (*Strategy 3.1.g*)



# Additional Resources

- [\*Home, Together\*](#)
- [Preventing and Ending Youth Homelessness: A Coordinated Community Response](#)
- [Criteria and Benchmarks for Achieving the Goal of Ending Youth Homelessness and Questions to Assess Your Community's Progress](#)
- [Ending Youth Homelessness Guidebook Series: System Planning](#)
- [Case Studies: Building School/Housing Partnerships](#)
- [Case Studies: Higher Ed Partnerships](#)
- [Findings and Implications from Recent Reports and Data](#)





# Learn more

**Sign-up:** Bi-Weekly Newsletter and Social Media (@USICHgov)

Jasmine Hayes, Deputy Director  
United States Interagency Council on Homelessness  
[jasmine.hayes@usich.gov](mailto:jasmine.hayes@usich.gov)  
[@Jhayes\\_2014](https://twitter.com/Jhayes_2014)

A screenshot of a Facebook post from the U.S. Interagency Council on Homelessness (@USICH). The post features a dark blue background with the text "Read the Plan." and the URL "www.usich.gov/home-together". Below this is the hashtag "#HomeTogether". On the right side of the post is a graphic titled "Home, Together: THE FEDERAL STRATEGIC PLAN TO PREVENT AND END HOMELESSNESS" which includes a photo of a family and the USICH logo. The post has a "Sign Up" button and engagement icons for "Liked", "Following", "Share", and "More".

U.S. Interagency Council on Homelessness @USICH

Home

Read the Plan.  
[www.usich.gov/home-together](http://www.usich.gov/home-together)

#HomeTogether

Home, Together:  
THE FEDERAL STRATEGIC PLAN TO  
PREVENT AND END HOMELESSNESS

UNITED STATES INTERAGENCY COUNCIL ON HOMELESSNESS

Sign Up

Liked Following Share ...

# Working Together to Tell the Full Story

William Snow

U.S. Department of Housing and Urban  
Development

November 4, 2019



# Common Goal – Different Tools

## Common Goal

- Prevent and end all forms of homelessness for children and youth (and all people)

## Different Tools

- Schools – focus on children and youth that present in schools and have a broader mandate
- CoCs – focus on serving all but prioritizing those in worst scenarios

– This is generally those currently on the streets or in shelters but also includes other dangerous situations



# Telling the Story with Data

## What data does HUD use to tell the homeless story?

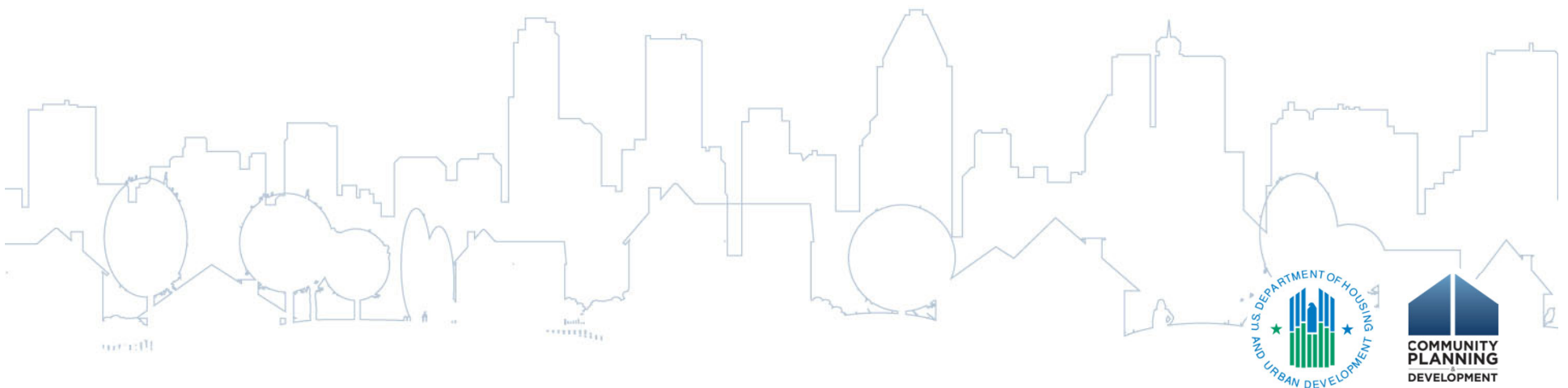
- Point-in-Time Count (initially published in AHAR Part 1)
- Housing Inventory Count (initially published in AHAR Part 1)
- Annual service data from the Homeless Management Information System – HMIS (initially published in AHAR Part 2)
- System Performance Measures
- Continuum of Care Program Application
- Annual Performance Reports for projects



# Enlarging the Story

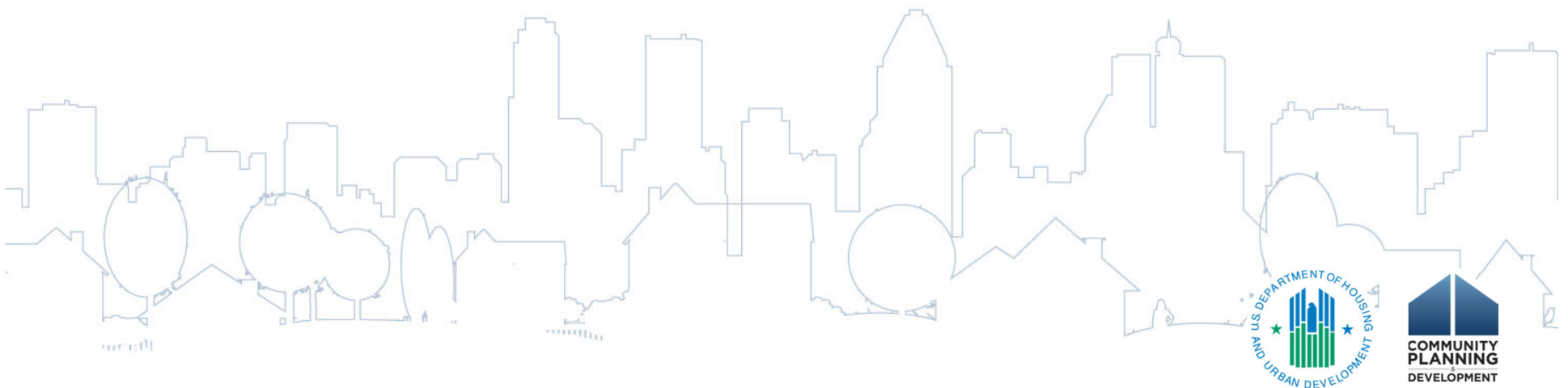
The HUD data and the ED data (and other data sources like RHY) don't necessarily contradict each other:

- They are each critical in telling the larger story
- Finding ways to share each of these data sources is critical
- When telling the story try to bring in as many data sources as possible



# Collaborating to Identify Children and Youth

- More LEAs/SEAs and youth organizations are represented on CoCs
- Hearing the voice of youth experiencing homelessness is critical
- Working together to make the data as accurate as possible



# Partnering with Schools in the PIT Count

**Based on a cursory review** – over 20% of CoCs included schools in the PIT count process

## **What does that look like?**

- Involved in monthly planning meetings (starting as early as July at times) – brainstormed how to reach youth
- Notified families they identified earlier in the year of the count
- Identified popular hangouts
- Participated in counting
- Reached out to families, children, and youth on the PIT count date



# Resources on Schools and CoCs Collaborating


- [Housing and School Partnership on the Point-In-Time Count](#)
- [Crosswalk of Key Federally-funded Child and Youth Homeless Contacts](#)
- [Promising Practices for Counting Youth Experiencing Homelessness in the Point-in-Time Counts](#)
- [Youth Count!](#)

These resources were developed in collaboration with federal partners to help CoCs better identify children and youth experiencing homelessness.





# Leveraging Education and Other Data in a Cross-Systems Environment



**Christina Dukes, Federal Liaison**

National Center for Homeless Education (NCHE)

[cdukes@serve.org](mailto:cdukes@serve.org)



# Together



- USICH Youth Framework core outcomes
  - Housing
  - Education and employment
  - Permanent connection
  - Well-being
- No one system can meet all of these needs on its own
- No one data source can provide a comprehensive view of YYA homelessness

# Various Sources and Purposes

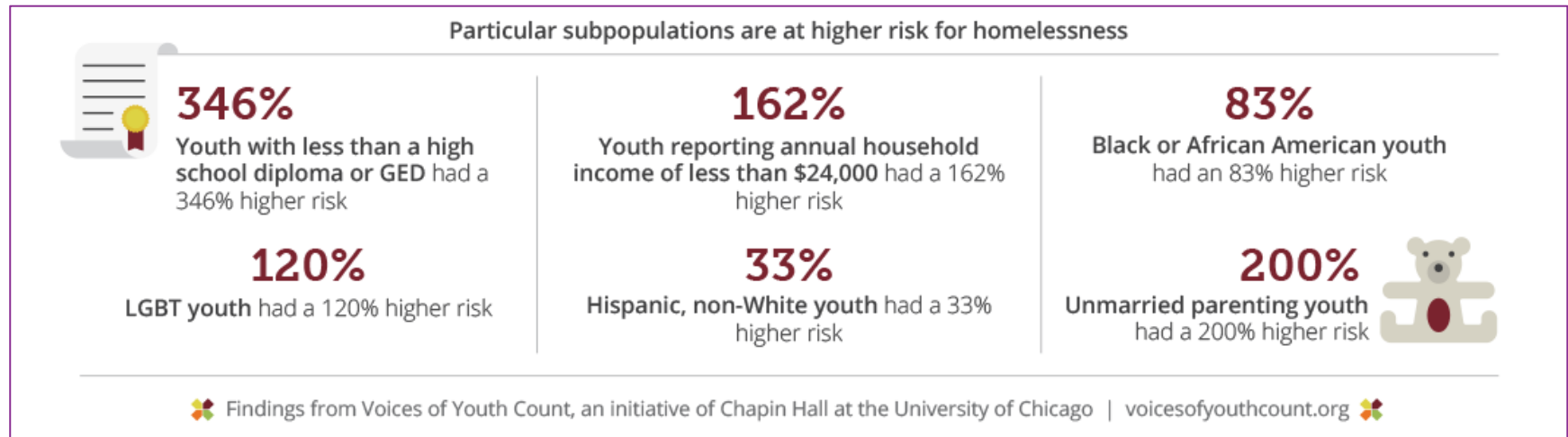


- ED: National, state, and local homeless education data  
\*Note: New data point on Primary Nighttime Residence (PNR) of Unaccompanied Homeless Youth (UHY) for SY2017-2018
- HUD: Point-in-Time (PIT) count and Annual Homeless Assessment Report (AHAR)
- HHS: RHY grantee and early childhood
- National, state, and local research and needs assessment data
- *Others?*

# Various Sources and Purposes



- Chapin Hall, Voices of Youth Count, *National Estimates*



- **Louisville YHDP Coordinated Community Plan:**  
Opportunity youth survey data (p 27-28) and Family Scholar House Outcome data (p 46)



# Various Sources and Purposes



- Demonstrate incidence and prevalence
- Document educational and other needs
- “Make a case” for building out your coordinated community response
- Inform program design and delivery
- Examine program outcomes

# Rules of Engagement



- **FERPA** (Family Educational Rights and Privacy Act) governs what student information schools can share with whom and for what purposes
- **PPRA** (Protection of Pupil Rights Amendment) governs the administration to students of surveys that include information about 8 protected areas
- Download NCHE's ***Housing and School Partnership on the Point-In-Time Count*** tip sheet for more information

# Data-sharing Options for Schools



- Share aggregate student counts while observing state suppression guidelines
- Share student-level (“personally identifiable information or PII) with consent from a parent/guardian or eligible student
- Implement an **Integrated Data System (IDS)** with a strong data governance structure and data usage that complies with a FERPA exception
- Look for compliant “workarounds”: Examples – UHY PNR % for Round 3 YHDP sites, MOU between **Seattle Public Schools** and the Seattle Housing Authority

# Data-sharing Touchpoints



- Informing the design and implementation of coordinated entry and By Name Lists (BNLs)
- Ensuring comprehensive HUD Point-in-Time counts/other local counts (example: [YouthReach Maryland](#))
- Sharing cross-systems data when making the case for public or private funding
- Informing best practices for identifying young people experiencing homelessness and connecting them to supports
- *Others?*




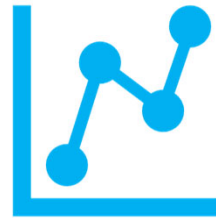


# Final Thoughts



- The best and most sustainable cross-systems efforts (data-sharing and otherwise)
  - Seek the mutual benefit of all involved partners
  - Demonstrate a return on investment for all involved partners
  - Leverage information and partnerships to improve the lives of people

# Thank you!



Christina Dukes, Federal Liaison  
National Center for Homeless Education (NCHE)  
[cdukes@serve.org](mailto:cdukes@serve.org)

# Colorado Joint Data Release

**A Pilot Model from Colorado**

**Dr. Jamie Rife**

Co-Founder, Purposity

Treasurer, NAEHCY Board

**Kerry Wrenick, LMSW**

State Coordinator for the Education of Homeless Children  
and Youth

Colorado Department of Education



# The “Why”

- Pull together existing data within the state of Colorado on the breadth of child and youth homelessness
- Create a more comprehensive snapshot of this issue
- Promote cross-sector collaboration in an effort to ultimately identify root causes & stem the inflow of children and youth into homelessness

# Step 1: Coordinating Stakeholders

- Identify potential collaborators
  - Agencies, nonprofits, research partner as needed
- Determine which stakeholders have data sets
- Create a shared vision and outcomes
- Navigate definitional and data collection variances
- Create shared messaging

# Step 2: The Report - Process

- Complete data template for partners
- Determine target audience
- Define implications/next steps
- Draft report
- Navigate approval process for agencies

# Step 2: The Report- Data Template

- Standard Information
  - Count type, timeframe, subpop, definition, total count, duplication, primary nighttime residence, limitations, methodology, other info as needed
- Optional info
  - Quotes from those with lived experience
  - Summary information from agency
  - Charts/graphs

# Step 2: The Report- Draft

- Section 1: Introduction
  - Purpose, History, Limitations
- Section 2: Summary
  - Description, Data Snapshot
- Section 3: CoC Data
  - PIT, CES
- Section 4: Ed Data
  - EHCY, Head Start
- Section 5: Summary
  - Analysis, Crosswalk, Action, Subsequent Reports
- Section 6: Appendix
  - Partners, Data Report Links, Document Definitions



# Step 3: Public Release

- Define purpose and intent
- Create invitation list collaboratively
- Craft outcomes & action items

# Other Considerations

- Data-sharing agreements
- Report to be built upon
  - First year: Raw data
  - Second Year: Trends analysis, causality, sub-populations
  - Third Year: Creating systematic change (housing resources, equitable allocation of resources, asset mapping, etc.)
- Lessons learned

# Questions and Group Discussion

